

IDC5 software update  
**MARINE 14.0.0**

**TEXA**

# IDC5 MARINE software update 14.0.0

The MARINE 14 update includes several new features for the diagnostic coverage and database, as well as many improvements for the IDC5 software.

## Diagnosis developments

Following is only a small part of the most important developments and updates introduced in the MARINE 14 software update which covers 45 makes and over 850 models.

The diagnostic coverage was enhanced and extended for the following makes: CATERPILLAR,

CUMMINS MARINE, EVINRUDE, INDMAR, JOHNSON, MAN MARINE, MERCURISER, MERCURY DIESEL, MERCURY RACING, PCM Marine Engines, SCANIA MARINE, SELVA MARINE, SUZUKI MARINE, VOLVO PENTA e YAMAHA MARINE.

### INBOARD ENGINE CATEGORY

#### **CATERPILLAR**

The diagnostics has been improved.

#### **CUMMINS MARINE**

The database was updated and the diagnostics improved. The diagnosis was included for engines with the CUMMINS control unit. The "ISL (EPA)" engine injection diagnosis was included. The injection diagnosis was included for "QSB 7" engines with Mercury Marine electronics.

#### **INDMAR**

The database was updated and the diagnostics was improved.

#### **MAN MARINE**

The diagnostics has been improved.

#### **MERCURISER**

The new "Timing advance adjustment" was included for engines equipped with MEFI 1 and MEFI 2 control units.

#### **MERCURY RACING**

The new "Timing advance adjustment" was included for engines equipped with MEFI 1 and MEFI 2 control units.

#### **SCANIA MARINE**

The injection diagnosis of the "DI16 042" engine was added.

#### **VOLVO PENTA**

The injection diagnosis was included for the engines equipped with direct injection: "V6-200", "V6-240", "V6-280", "V8-300", "V8-350", "V8-380" and "627". For the diagnosis of this make the AM40 cable was introduced which replaces the AM07 cable (see NEW DIAGNOSTIC CABLES chapter).

### OUTBOARD ENGINE CATEGORY

#### **EVINRUDE**

The coverage was extended with the introduction of the engines "G2 E-TEC 225 H.O. - V6", "G2 E-TEC 250 - V6", "G2 E-TEC 250 H.O. - V6", "G2 E-TEC 300 - V6".

#### **JOHNSON**

The complete diagnosis of the "225 4 Stroke" engine was included.

#### **SELVA MARINE**

The complete diagnosis of the "SWORD FISH 115 EFI" engine was included.

## SUZUKI MARINE

The complete diagnosis was included for the following engines: "DF9.9B", "DF15A", "DF20A", "DF25A", "DF30A", "DF100A", "DF150ZG", "DF150TG", "DF175TG", "DF175ZG", "DF200AP".

## YAMAHA MARINE

The complete diagnosis of the "F115 B", "F100 F" engines was included.

## INDUSTRIAL ENGINE/GENERATOR CATEGORY

### CUMMINS MARINE

The injection diagnosis was included for the industrial engines "QSB 6.7", "QSB 7", "QSL 9", "QSM 11", "QSK 19". The diagnostics has been improved.

It is important to highlight that, other than the diagnosis, TEXA also offers additional technical information such as technical sheets, nominal value sheets, bulletins and wiring diagrams that are updated and extended at each software update.

In particular, we wish to underline an increase of over 40 new wiring diagrams and over 600 new technical sheets for the makes: EVINRUDE, KAWASAKI MARINE, MERCURY, MERCUISER, PCM MARINE ENGINES, SUZUKI MARINE, VOLVO PENTA, YANMAR, YAMAHA MARINE.

We wish to remind that with this new update version, the BASIC software, specifically designed for docks that operate on pleasure boats, will be enhanced by other 5 makes (as indicated in the chart below), thus reaching a total of 28 makes.

Make	Type	Version
HONDA MARINE	PWC (Personal Watercraft)	BASIC
KAWASAKI MARINE		
SEA-DOO (BRP)		
YAMAHA MARINE		
EVINRUDE	Outboard engine	BASIC
HONDA MARINE		
JOHNSON		
MARINER		
MERCURY RACING		
PARSUN		
MERCURY		
SELVA MARINE		
SEVEN MARINE		
SUZUKI MARINE		
TOHATSU OUTBOARDS		
YAMAHA MARINE		
CUMMINS MERCUISER DIESEL	Inboard engine	BASIC
INDMAR		
MERCUISER		
MERCURY DIESEL		
MERCURY RACING		
PCM Marine Engines		
VOLVO PENTA		
CRUSADER ENGINES	Inboard engine	New from MARINE 14.0
ILMOR		
KODIAK MARINE		
MARINE POWER		
PANTHER AIRBOATS		


To extend the diagnostic coverage of the BASIC software in order to be able to operate on high-powered or industrial engines, you must purchase the PLUS integration which includes other 26 makes.

Make	Type	Version
CATERPILLAR	Inboard engine	PLUS
CFMOTO		
CUMMINS MARINE		
DAEDONG		
DAF MARINE		
FNM MARINE		
FORD MARINE		
FPT (Fiat Powertrain Technologies)		
HYUNDAI SEASALL		
LOMBARDINI MARINE		
MAN MARINE		
MTU		
PERKINS		
SCANIA MARINE		
SISU		
STEYR MOTORS		
VM MOTORI		
VOLKSWAGEN MARINE		
YANMAR		
SEA-DOO (BRP)	Inboard Engine Speedboat	PLUS
CATERPILLAR	Generator set	PLUS
CUMMINS MARINE		
KOHLER		
MTU		
VOLVO PENTA	Industrial engine	PLUS
MTU		

NOTE: The AXONE 4 and AXONE Nemo tools offer the BASIC+PLUS coverage as a standard.

# New diagnostic cables

**3151/AP56A:** T-cable required to guarantee a steady communication during the diagnosis of SEA-DOO (BRP), SKI-DOO (BRP) vehicles, which will otherwise be cut off after 30 seconds with key on ON and engine OFF. This cable must be connected between the diagnostic cable 3151/AP43 (or 3151/AP19) and the vehicle's socket. The power clamps provided with the diagnostic tool must be connected to the 2-way connector.



**AM40:** Complete cable for the diagnosis of VOLVO PENTA engines which replaced the current AM07 cable.



Official diagnosis chosen by the manufacturer (O.E.M.) for the ITALIAN market.



For further details, information and connection methods, we recommend downloading the FREE APP "MARINE CABLES".



For further details on these functions  
and on their applicability to vehicles, visit:

[www.texausa.com/coverage](http://www.texausa.com/coverage)

# Extended coverage of makes - Version 14

## JETSKIS

HONDA MARINE  
KAWASAKI MARINE  
SEA-DOO (BRP)  
YAMAHA MARINE

## INBOARD MOTORS

CATERPILLAR  
CFMOTO  
CRUSADER ENGINES  
CUMMINS MARINE  
CUMMINS MERCUISER  
DIESEL  
DAEDONG  
DAF MARINE  
FNM MARINE  
FORD MARINE  
FPT (FIAT POWERTRAIN TECHNOLOGIES)  
HYUNDAI SEASALL  
ILMOR  
INDMAR  
KODIAK MARINE  
LOMBARDINI MARINE  
MAN MARINE  
MARINE POWER  
MERCUISER  
MERCURY DIESEL

## MERCURY RACING

MTU  
PANTHER AIRBOATS  
PCM MARINE ENGINES  
PERKINS  
SCANIA MARINE  
SEA-DOO (BRP)  
SISU  
STEYR MOTORS  
VM MOTORI  
VOLKSWAGEN MARINE  
VOLVO PENTA  
YANMAR


## OUTBOARD MOTORS


EVINRUDE  
HONDA MARINE  
JOHNSON  
MARINER  
MERCURY  
MERCURY RACING  
PARSUN  
SELVA MARINE  
SEVEN MARINE  
SUZUKI MARINE  
TOHATSU OUTBOARDS  
YAMAHA MARINE

## INDUSTRIAL ENGINES/ GENERATORS

CATERPILLAR  
CUMMINS MARINE  
KOHLER  
MTU  
VOLVO PENTA

## LEGEND

 Brands that offer updates in this version

 Brands that do not offer updates in this version



facebook.com/texausa



linkedin.com/company/texa



youtube.com/texacom

## WARNING

The trademarks and logos of vehicle manufacturers in this document have been used exclusively for information purposes and are used to clarify the compatibility of TEXA products with the models of vehicles identified by the trademarks and logos. Because TEXA products and software are subject to continuous developments and updates, upon reading this document they may not be able to carry out the DIAGNOSTICS of all the models and electronic systems of each vehicle manufacturer mentioned within this document. References to the makes, models and electronic systems within this document must therefore be considered purely indicative and TEXA recommends to always check the list of the "Systems that can be diagnosed" of the product and/or software at TEXA authorized retailers before any purchase.

**The images and the vehicle outlines within this document have been included for the sole purpose of making it easier to identify the vehicle category (car, truck, motorbike, etc.) for which the TEXA product and/or software is intended.** The data, descriptions and illustrations may change compared to those described in this document. TEXA S.p.A. reserves the right to make changes to its products without prior notice.

The BLUETOOTH brand is the property of Bluetooth SIG, Inc., U.S.A., and is used by TEXA S.p.A. under license.

Android is a trademark of Google Inc

Copyright TEXA S.p.A.

04/2019 - NA



To check out the extensive coverage of TEXA products, go to: [www.texausa.com/coverage](http://www.texausa.com/coverage)

To check on IDC5 compatibility and minimum system requirements, go to: [www.texausa.com/system](http://www.texausa.com/system)



## TEXA USA Inc.

409 Joyce Kilmer Ave  
New Brunswick,  
NJ 08901

[www.texausa.com](http://www.texausa.com)

[northamerica@texa.com](mailto:northamerica@texa.com)